

Fields of Aster

91" x 91"

Collector's Club patterns are designs released for a limited time to celebrate our *Mini Collection* fabric lines. Each collection will feature a special pattern, available for a limited time only, showcasing how to use a group of fabrics that includes (8) shades from light to dark to create a dazzling quilt! Combined with basics and blenders from your favorite fabric vendors, these quilts create a new approach to color planning that we hope will inspire you in your quilting endeavors!

Backing: 8 1/4 yd • Binding: TONGA-B8164 RASPBERRY, 3/4 yd




A COLLECTOR'S CLUB DESIGN

TIMELESS TREASURES

Raspberry Parfait Mini,
Wallflowers, & Java
Blenders

AE1, AE-S1, AE-S2, AE-S3,
AE-S4, AE-S19, AK-S1, B4
TONGA-B8164
RASPBERRY
4 yd



AE-S17, AE-S18, AK-S2,
AK-S5, AK1, AK2
TONGA-B6876 SHERBET
1 yd




AE3:a, AF2:b,
AE-S15, AK-S6
TONGA-B8786 SUNSET
7/8 yd



AE-S14, AE-S16, AF3:b,
AG2, AK-S3, AK-S9
TONGA-B6168 MAUVE
1 1/4 yd



AE3:b, AE-S11, AE-S12,
AF4:a, AK-S7, AK-S10
TONGA-B4929 LILAC
1 yd



AE-S10, AE-S13, AF3:a,
AK-S4, AK-S11, AK-S13,
AK3, AK4, AG4, B2:b
TONGA-B6170 PLUM
2 1/4 yd



AE-S6, AE-S8,
AK-S8, AK-S14,
AG5, B2:a, B3
TONGA-B8166
PURPLE
2 3/4 yd



AF7, AF8
TONGA-B8788
ORCHID
7/8 yd



AE2, AE-S5, AE-S7,
AE-S9, AF2:a, AG3,
AK-S12, AK-S15, AK-S16
TONGA-B8164 JAZZ
1 7/8 yd



AF4:b, AF5, AF6
TONGA-B7900-DIVA
1 7/8 yd

AG1
TONGA-B6168
ALMOND
1 3/4 yd



AF1:a
TONGA-B6876
ALPACA
1 yd



AF1:b, B1
TONGA-B7900-
MUSE
2 1/4 yd



Quiltworx.com
Judy Niemeyer Quilting

E-mail: info@quiltworx.com
Website: www.quiltworx.com

Visit us on:



ORDERING GUIDE

Fields of Aster • Finished Quilt Size is 91" x 91" • Designed by Quiltworx.com
Fabric selection from Timeless Treasures • Bolt requirements are based on 15-yd put-up

Fabric #	YDS EACH	BOLTS	5 Kits	BOLTS	10 Kits	BOLTS	15 Kits	BOLTS	25 Kits	BOLTS	50 Kits	BOLTS
TONGA-B8164 RASPBERRY	4	1	16	2	32	3	48	4	80	6	120	8
TONGA-B6876 SHERBET	1	1	4	1	8	1	12	1	20	2	30	2
TONGA-B8786 SUNSET	7/8	1	3 1/2	1	7	1	10 1/2	1	17 1/2	2	26 1/4	2
TONGA-B6168 MAUVE	1 1/4	1	5	1	10	1	15	1	25	2	37 1/2	3
TONGA-B4929 LILAC	1	1	4	1	8	1	12	1	20	2	30	2
TONGA-B6170 PLUM	2 1/4	1	9	1	18	2	27	2	45	3	67 1/2	5
TONGA-B8166 PURPLE	2 3/4	1	11	1	22	2	33	3	55	4	82 1/2	6
TONGA-B8164 JAZZ	1 7/8	1	7 1/2	1	15	1	22 1/2	2	37 1/2	3	56 1/4	4
TONGA-B8788-ORCHID	7/8	1	3 1/2	1	7	1	10 1/2	1	17 1/2	2	26 1/4	2
TONGA-B6876 ALPACA	1	1	4	1	8	1	12	1	20	2	30	2
TONGA-B6168-ALMOND	1 3/4	1	7	1	14	1	21	2	35	3	52 1/2	4
TONGA-B7900-MUSE	2 1/4	1	9	1	18	2	27	2	45	3	67 1/2	5
TONGA-B7900-DIVA	1 7/8	1	7 1/2	1	15	1	22 1/2	2	37 1/2	3	56 1/4	4
As Desired	3/4	1	3	1	6	1	9	1	15	1	22 1/2	2
	8 1/4	1	33	3	66	5	99	7	165	11	247 1/2	17

© Copyright February 2018 • Fields of Aster • V1-092022

All rights reserved. No part of this pattern can be reproduced in any form for any commercial purpose without the expressed written permission of Judy Niemeyer Quilting. The written instructions, foundation papers, graphics, and photographs for the pattern were designed as a package for the purpose of retail sales and as a result fall under the protection of the federal copyright laws of the United States of America. Extra materials may be obtained from local quilt shops or directly from Judy Niemeyer Quilting.

For wholesale fabric ordering information, please contact:

TIMELESS TREASURES

800-466-0666
<http://www.ttfabrics.com>

Quiltworx.com
Judy Niemeyer Quilting

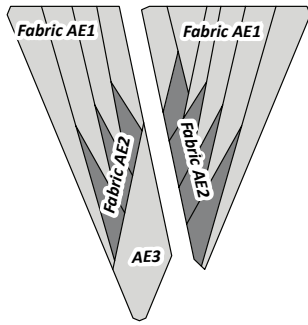
E-mail: info@quiltworx.com
Website: www.quiltworx.com



Visit us on:

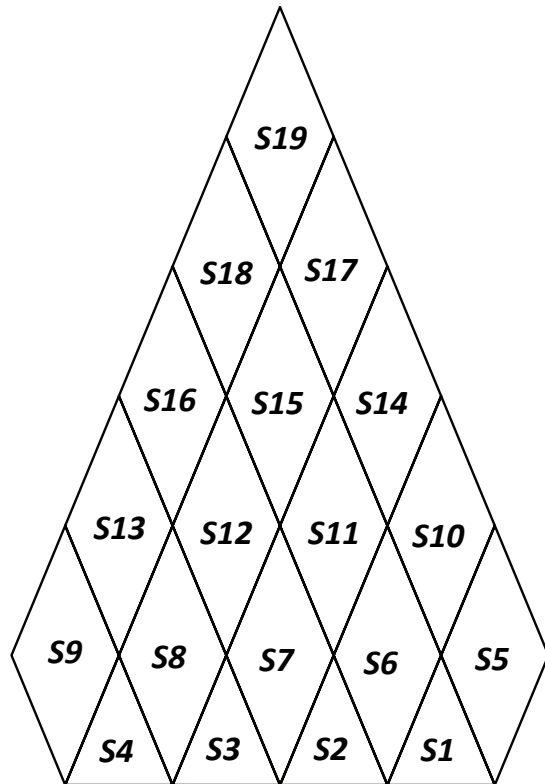
Rev. 9/7/2022

► **Ice Crystal Star Color Layout**



Units AE1 & AE2 Yardage, Make (8) each		
GROUP-AE FABRIC #	YARDAGE INCH	ASSIGNED COLOR
Fabric AE1 Unit AE1/AE2 (TLS) #1	1 yd or (35")	Fabric Swatch
Fabric AE2: Unit AE1/AE2 (TLS) #2	5/8 yd or (22")	Fabric Swatch
Fabric AE3:a Unit AE2 (Temp AE2-8)	1/4 yd or (9")	Fabric Swatch
Fabric AE3:b Unit AE2 (Temp AE2-8)	1/4 yd or (9")	Fabric Swatch

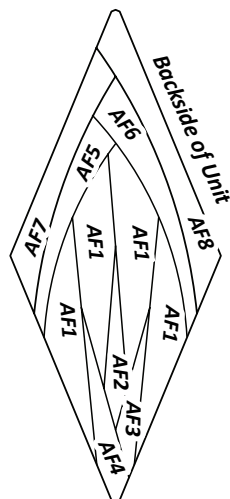
► **Lone Star Color Layout**



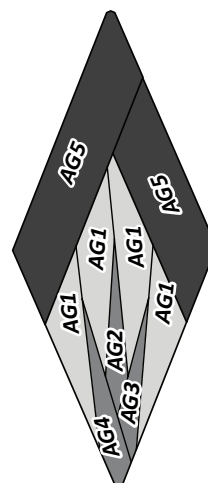
► **Lone Star Color Layout (cont'd.)**

Unit AE, Rows 1-5 Yardage: Make (8)	
GROUP-AE FABRIC #	YARDAGE INCH
Fabric S1 Unit AE Row 1 (Temp AE-S1)	1/8 yd or (2-3/4")
Fabric S2 Unit AE Row 2 (Temp AE-S1)	1/8 yd or (2-3/4")
Fabric S3 Unit AE Row 3 (Temp AE-S1)	1/8 yd or (2-3/4")
Fabric S4 Unit AE Row 4 (Temp AE-S1)	1/8 yd or (2-3/4")
Fabric S5 Unit AE Row 1 (Temp AE-S1)	1/8 yd or (2-3/4")
Fabric S6 Unit AE Row 2 (Temp AE-S1)	1/8 yd or (2-3/4")
Fabric S7 Unit AE Row 3 (Temp AE S1)	1/8 yd or (2-3/4")
Fabric S8 Unit AE Row 4 (Temp AE-S1)	1/8 yd or (2-3/4")
Fabric S9 Unit AE Row 5 (Temp AE-S1)	1/8 yd or (2-3/4")
Fabric S10 Unit AE Row 2 (Temp AE-S1)	1/8 yd or (2-3/4")
Fabric S11 Unit AE Row 3 (Temp AE S1)	1/8 yd or (2-3/4")
Fabric S12 Unit AE Row 4 (Temp AE-S1)	1/8 yd or (2-3/4")
Fabric S13 Unit AE Row 5 (Temp AE-S1)	1/8 yd or (2-3/4")
Fabric S14 Unit AE Row 3 (Temp AE S1)	1/8 yd or (2-3/4")
Fabric S15 Unit AE Row 4 (Temp AE-S1)	1/8 yd or (2-3/4")
Fabric S16 Unit AE Row 5 (Temp AE-S1)	1/8 yd or (2-3/4")
Fabric S17 Unit AE Row 4 (Temp AE-S1)	1/8 yd or (2-3/4")
Fabric S18 Unit AE Row 5 (Temp AE-S1)	1/8 yd or (2-3/4")
Fabric S19 Unit AE Row 5 (Temp AE-S1)	1/8 yd or (2-3/4")

► **Ribbon Star Color Layout**



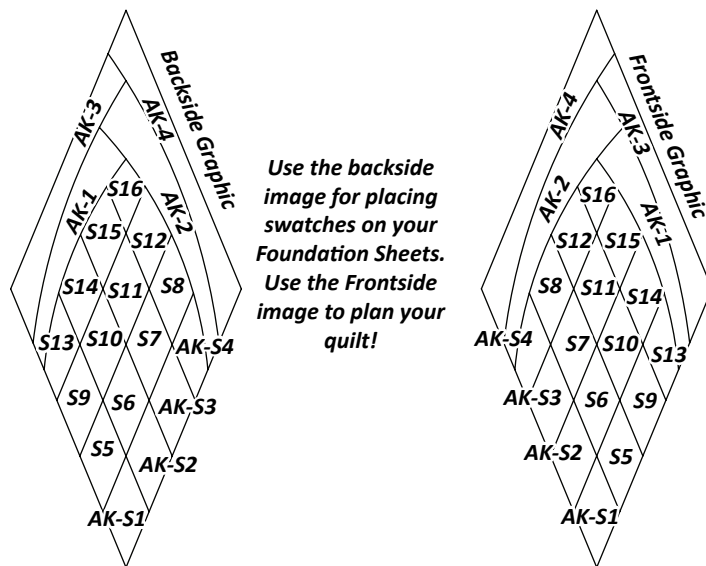
► **Razor Star Color Layout**



Unit AF1 Yardage, Make (16)		
GROUP-AF FABRIC #	YARDAGE INCH	ASSIGNED COLOR
Fabric AF1:a Unit AF1 (TLS) #1	$\frac{1}{2}$ yd or (33")	Fabric Swatch
Fabric AF1:b Unit AF1 (TLS) #1	$\frac{1}{2}$ yd or (33")	Fabric Swatch
Fabric AF2:a Unit AF1 (Temp AF1-1)	$\frac{1}{2}$ yd or (16")	Fabric Swatch
Fabric AF2:b Unit AF1 (Temp AF1-1)	$\frac{1}{2}$ yd or (16")	Fabric Swatch
Fabric AF3:a Unit AF1 (Temp AF1-4)	$\frac{3}{8}$ yd or (13")	Fabric Swatch
Fabric AF3:b Unit AF1 (Temp AF1-4)	$\frac{3}{8}$ yd or (13")	Fabric Swatch
Fabric AF4:a Unit AF1 (Temp AF1-5)	$\frac{3}{8}$ yd or (13")	Fabric Swatch
Fabric AF4:b Unit AF1 (Temp AF1-5)	$\frac{3}{8}$ yd or (13")	Fabric Swatch
Fabric AF5: Unit AF1 (Temp AF1-8)	$\frac{3}{4}$ yd or (24-1/2")	Fabric Swatch
Fabric AF6: Unit AF1 (Temp AF1-9)	$\frac{3}{4}$ yd or (27")	Fabric Swatch
Fabric AF7: Unit AF1 (T-Temp AF-1)	$\frac{3}{8}$ yd or (13-1/2")	Fabric Swatch
Fabric AF8: Unit AF1 (T-Temp AF-2)	$\frac{1}{2}$ yd or (15")	Fabric Swatch

Units AG1 to AG3 Yardage, Make (16)		
GROUP-AG FABRIC #	YARDAGE INCH	ASSIGNED COLOR
Fabric AG1 Unit AG1 TLS #1	$\frac{1-3}{4}$ yd or (60")	Fabric Swatch
Fabric AG2: Unit AG1 Temp-AG1-1	$\frac{5}{8}$ yd or (20")	Fabric Swatch
Fabric AG3: Temp AG1-4 LS #4	$\frac{3}{8}$ yd or (10")	Fabric Swatch
Fabric AG4: Temp AG1-5 LS #3	$\frac{3}{8}$ yd or (10")	Fabric Swatch
Fabric AG5: Unit AG2 & AG3 TLS #5	$\frac{1-1}{2}$ yd or (52")	Fabric Swatch

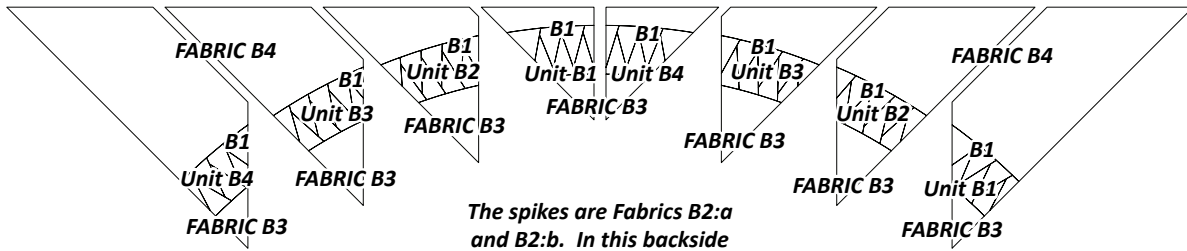
► **Shimmering Star Color Layout**



Block AK Yardage, Make (8)		
GROUP-AK FABRIC #	YARDAGE INCH	ASSIGNED COLOR
Fabric AK-S1 <u>Strip Temp AK-1</u>	$\frac{1}{8}$ yd or (2-1/2")	Fabric Swatch
Fabric AK-S2 <u>Strip Temp AK-1</u>	$\frac{1}{8}$ yd or (2-1/2")	Fabric Swatch
Fabric AK-S3 <u>Strip Temp AK-1</u>	$\frac{1}{8}$ yd or (2-1/2")	Fabric Swatch
Fabric AK-S4 <u>Strip Temp AK-1</u>	$\frac{1}{8}$ yd or (2-1/2")	Fabric Swatch
Fabric AK-S5 <u>Strip Temp AK-1</u>	$\frac{1}{8}$ yd or (2-1/2")	Fabric Swatch
Fabric AK-S6 <u>Strip Temp AK-1</u>	$\frac{1}{8}$ yd or (2-1/2")	Fabric Swatch
Fabric AK-S7 <u>Strip Temp AK-1</u>	$\frac{1}{8}$ yd or (2-1/2")	Fabric Swatch
Fabric AK-S8 <u>Strip Temp AK-1</u>	$\frac{1}{8}$ yd or (2-1/2")	Fabric Swatch
Fabric AK-S9 <u>Strip Temp AK-1</u>	$\frac{1}{8}$ yd or (2-1/2")	Fabric Swatch
Fabric AK-S10 <u>Strip Temp AK-1</u>	$\frac{1}{8}$ yd or (2-1/2")	Fabric Swatch

Block AK Yardage, Make (8)		
GROUP-AK FABRIC #	YARDAGE INCH	ASSIGNED COLOR
Fabric AK-S11 <u>Strip Temp AK-1</u>	$\frac{1}{8}$ yd or (2-1/2")	Fabric Swatch
Fabric AK-S12 <u>Strip Temp AK-1</u>	$\frac{1}{8}$ yd or (2-1/2")	Fabric Swatch
Fabric AK-S13 <u>Strip Temp AK-1</u>	$\frac{1}{8}$ yd or (2-1/2")	Fabric Swatch
Fabric AK-S14 <u>Strip Temp AK-1</u>	$\frac{1}{8}$ yd or (2-1/2")	Fabric Swatch
Fabric AK-S15 <u>Strip Temp AK-1</u>	$\frac{1}{8}$ yd or (2-1/2")	Fabric Swatch
Fabric AK-S16 <u>Strip Temp AK-1</u>	$\frac{1}{8}$ yd or (2-1/2")	Fabric Swatch
Fabric AK1: <u>Template AK-1 LS #1</u>	$\frac{3}{8}$ yd or (11-1/2")	Fabric Swatch
Fabric AK2: <u>Template AK-2 LS #2</u>	$\frac{3}{8}$ yd or (13-1/2")	Fabric Swatch
Fabric AK3: <u>Template AK-3 LS #3</u>	$\frac{3}{8}$ yd or (13-1/2")	Fabric Swatch
Fabric AK4: <u>Template AK-4 LS #4</u>	$\frac{1}{2}$ yd or (15")	Fabric Swatch

► **Spiked Ring Background Color Layout**



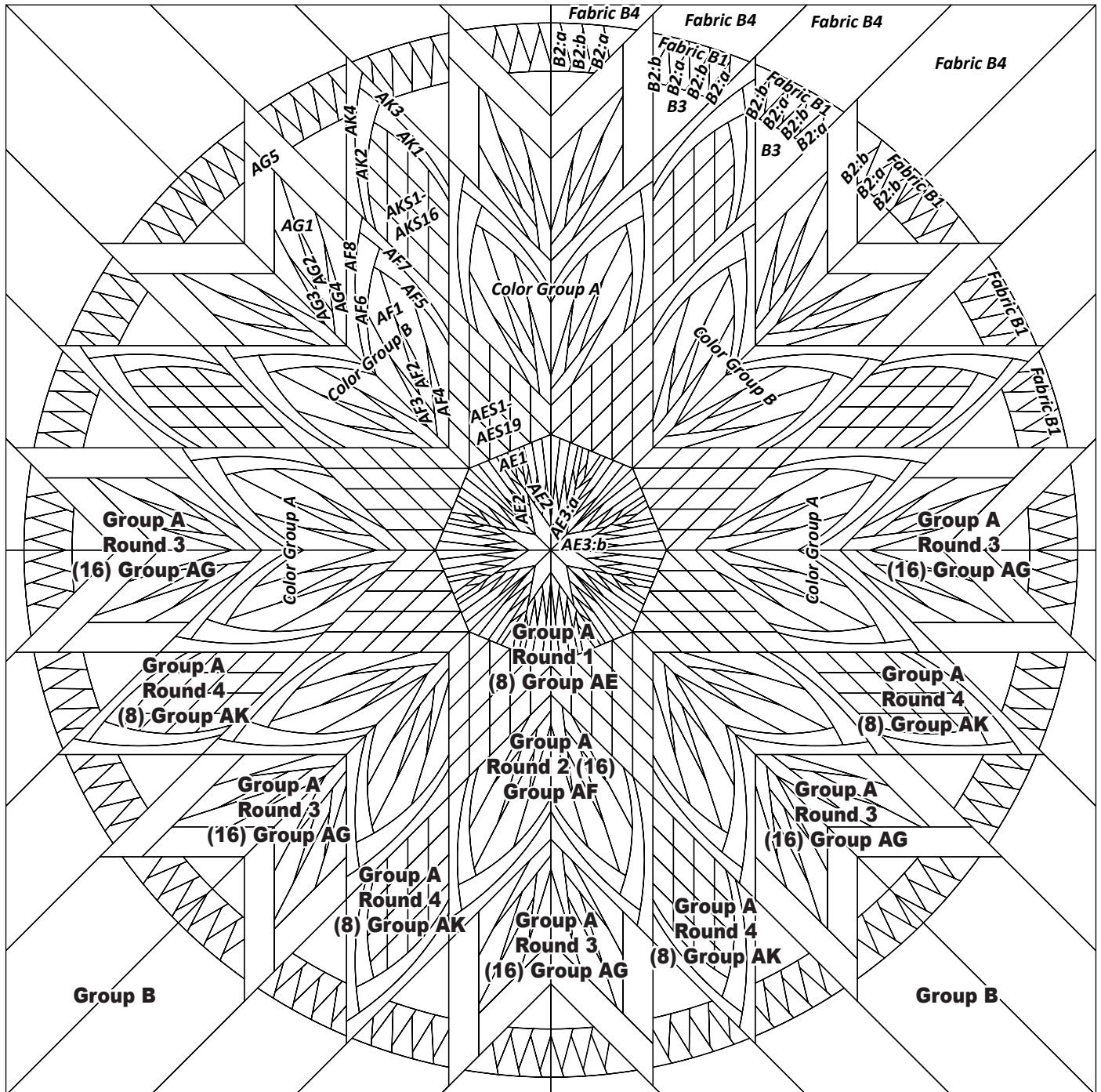
The spikes are Fabrics B2:a and B2:b. In this backside image, start with B2:a on Unit B1, then B2:b, then B2:a, then Unit B2 starts with B2:b, and alternates around the perimeter of the quilt.

<i>Make (8) Units B1 to B4, and Cut (4) of each T-Template ~ Unit Chart</i>		
GROUP-B FABRIC #	YARDAGE INCH	ASSIGNED COLOR
<u>Fabric B1</u> Units B1 to B4, TLS #2 & #3	<u>1-1/4 yd</u> or (44")	Fabric Swatch
<u>Fabric B2:a:</u> Units B1 to B4, TLS #1	<u>1/2 yd</u> or (16-1/2")	Fabric Swatch
<u>Fabric B2:b:</u> Units B1 to B4, TLS #1	<u>1/2 yd</u> or (16-1/2")	Fabric Swatch
<u>Fabric B3:</u> T-Temps B1 to B4 (L & R)	<u>5/8 yd</u> or (18")	Fabric Swatch
<u>Fabric B4:</u> T-Temps B5 to B8 (L & R)	<u>2-5/8 yd</u> or (90")	Fabric Swatch

FIELDS OF ASTER FABRIC REFERENCES

If you have used Quiltster to create your own color layout, fabric references are included in the program that tell you which fabric numbers apply to which pieces in the quilt. This makes a seamless tie back to the pattern. The graphic below shows the Fabric References on the top half of the quilt, which are repeated around the quilt. It shows block and round placement on the bottom half of the graphic, which is also repeated around the quilt. Use this drawing and the Unit Charts earlier in the pattern, along with Quiltster to plan your color for this project.

To see what it will look like before you make your final fabric selection, use Quiltster!



FABRIC LABEL SHEET

Avery 5160/5960

© Copyright February 2018 • Fields of Aster • V1-092022

Rev. 9/7/2022

Fabric AE-S6
(1) 2 3/4" STRIP(S)

Fabric AE-S16
(1) 2 3/4" STRIP(S)

Fabric AE1
(4) 8 3/4" STRIP(S)

Fabric AE-S7
(1) 2 3/4" STRIP(S)

Fabric AE-S17
(1) 2 3/4" STRIP(S)

Fabric AE2:
(1) 11" STRIP(S)

Fabric AE-S8
(1) 2 3/4" STRIP(S)

Fabric AE-S18
(1) 2 3/4" STRIP(S)

Fabric AE3:a
(1) 9" STRIP(S)

Fabric AE-S9
(1) 2 3/4" STRIP(S)

Fabric AE-S19
(1) 2 3/4" STRIP(S)

Fabric AE3:b
(1) 9" STRIP(S)

Fabric AE-S10
(1) 2 3/4" STRIP(S)

Fabric AF1:a
(2) 16 1/2" STRIP(S)

Fabric AE-S1
(1) 2 3/4" STRIP(S)

Fabric AE-S11
(1) 2 3/4" STRIP(S)

Fabric AF1:b
(2) 16 1/2" STRIP(S)

Fabric AE-S2
(1) 2 3/4" STRIP(S)

Fabric AE-S12
(1) 2 3/4" STRIP(S)

Fabric AF2:a
(1) 16" STRIP(S)

Fabric AE-S3
(1) 2 3/4" STRIP(S)

Fabric AE-S13
(1) 2 3/4" STRIP(S)

Fabric AF2:b
(1) 16" STRIP(S)

Fabric AE-S4
(1) 2 3/4" STRIP(S)

Fabric AE-S14
(1) 2 3/4" STRIP(S)

Fabric AF3:a
(1) 13" STRIP(S)

Fabric AE-S5
(1) 2 3/4" STRIP(S)

Fabric AE-S15
(1) 2 3/4" STRIP(S)

Fabric AF3:b
(1) 13" STRIP(S)

FABRIC LABEL SHEET

Avery 5160/5960

© Copyright February 2018 • Fields of Aster • V1-092022

Rev. 9/7/2022

Fabric AF4:a
(1) 13" STRIP(S)

Fabric AF4:b
(1) 13" STRIP(S)

Fabric AF5
(2) 12 1/4" STRIP(S)

Fabric AF6
(2) 13 1/2" STRIP(S)

Fabric AF7
(1) 13 1/2" STRIP(S)

Fabric AF8
(2) 15" STRIP(S)

Fabric AG1
(4) 15" STRIP(S)

Fabric AG2
(8) 2 1/2" STRIP(S)

Fabric AG3
(4) 2 1/2" STRIP(S)

Fabric AG4:
(4) 2 1/2" STRIP(S)

Fabric AG5
(16) 3 1/4" STRIP(S)

Fabric AK-S1
(1) 2 1/2" STRIP(S)

Fabric AK-S2
(1) 2 1/2" STRIP(S)

Fabric AK-S3
(1) 2 1/2" STRIP(S)

Fabric AK-S4
(1) 2 1/2" STRIP(S)

Fabric AK-S5
(1) 2 1/2" STRIP(S)

Fabric AK-S6
(1) 2 1/2" STRIP(S)

Fabric AK-S7
(1) 2 1/2" STRIP(S)

Fabric AK-S8
(1) 2 1/2" STRIP(S)

Fabric AK-S9
(1) 2 1/2" STRIP(S)

Fabric AK-S10
(1) 2 1/2" STRIP(S)

Fabric AK-S11
(1) 2 1/2" STRIP(S)

Fabric AK-S12
(1) 2 1/2" STRIP(S)

Fabric AK-S13
(1) 2 1/2" STRIP(S)

Fabric AK-S14
(1) 2 1/2" STRIP(S)

Fabric AK-S15
(1) 2 1/2" STRIP(S)

Fabric AK-S16
(1) 2 1/2" STRIP(S)

Fabric AK1
(1) 11 1/2" STRIP(S)

Fabric AK2
(1) 13 1/2" STRIP(S)

FABRIC LABEL SHEET

Avery 5160/5960

© Copyright February 2018 • Fields of Aster • V1-092022

Rev. 9/7/2022

Fabric AK3

(1) 13 1/2" STRIP(S)

Fabric AK4

(1) 15" STRIP(S)

Fabric B1

(4) 11" STRIP(S)

Fabric B2:a

(3) 5 1/2" STRIP(S)

Fabric B2:b

(3) 5 1/2" STRIP(S)

Fabric B3

(2) 9" STRIP(S)

Fabric B4

(2) 45" STRIP(S)

Binding

3/4 yd